


# Silver Plus Poly

## S610SPP-SERIES BB



### KEY FEATURES

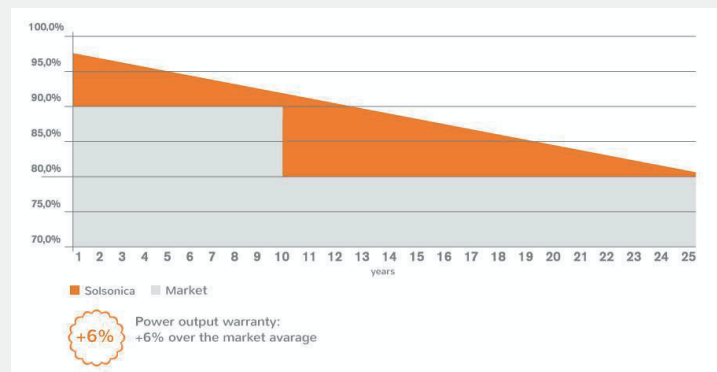
- ☀️ “Made in Europe” Quality
- ☀️ 12-year Product Warranty\*
- ☀️ Positive power tolerance
- ☀️ High resistance to wind and snow loads
- ☀️ Low value of NOCT for optimal performance

### CERTIFICATIONS

- ☀️ “PID free test” IEC 82/685/NP
- ☀️ Salt mist corrosion test IEC 61701
- ☀️ Ammonia resistance test TUV protocol
- ☀️ “Made in EU” as result of factory inspection
- ☀️ IEC 61215 / IEC 61730



### LINEAR PRODUCIBILITY WARRANTY\*



25 years linear producibility warranty:  
2.5% power degradation in the first year, 0.7% per annum over the 24 subsequent.

\* Warranties do not apply if the modules are not installed as described in the PV Modules Use and Maintenance Manual.

# Silver Plus Poly

## S610SPP-SERIES BB



### ELECTRICAL PARAMETERS

STC*	Pmax	Vmp	Imp	Voc	Isc	Eff.
Product Code	(W)	(V)	(A)	(V)	(A)	(%)
S610SPP-240	240	29.51	8.13	36.85	8.65	14.51
S610SPP-250	250	30.03	8.32	37.54	8.83	15.11
S610SPP-260	260	30.35	8.55	37.82	9.08	15.72

\* STC: Irradiation 1000W/m<sup>2</sup>, AM 1.5, Module Temperature 25 ° C

### ELECTRICAL PARAMETERS AT NOCT\*\*

NOCT	Pmax	Vmp	Imp	Voc	Isc
Product Code	(W)	(V)	(A)	(V)	(A)
S610SPP-240	176.2	27.10	6.50	34.63	6.99
S610SPP-250	183.5	27.58	6.66	35.28	7.13
S610SPP-260	190.6	27.87	6.84	35.54	7.33

\*\* NOCT: in Nominal Operating conditions (800W/m<sup>2</sup>, T 20 °C, Wind speed 1 m/s)

### THERMAL, ELECTRICAL AND MECHANICAL PROPERTIES

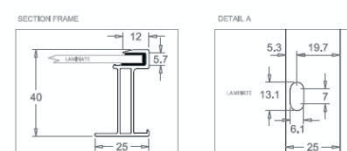
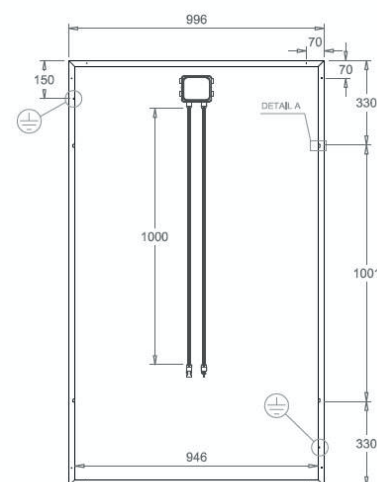
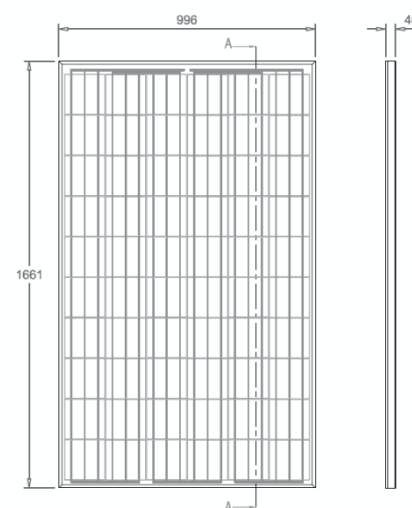
Power tolerance (W)	0 / +4
NOCT (°C)	43 ± 2
Isc Thermal Coefficient <sup>1</sup> (%/°C)	0.042
Voc Thermal Coefficient <sup>1</sup> (%/°C)	-0.335
Pmax Thermal Coefficient <sup>1</sup> (%/°C)	-0.454
Maximum system voltage (V)	1000
Reverse Current Limit (A)	15
Maximum front load (Pa)	5400
Maximum back load (Pa)	2400
Hailstones Resistance (dia. / vel.)	25 mm, 23 m/s

### DESIGN FEATURES

Cell type	Polycrystalline silicon / 3 bus bar
Cell size (mm)	156 x 156
Module size LxHxW (mm)	1661 x 996 x 40
Frame	Anodized aluminum
Weight (kg)	19
Junction box	Protection Class IP65
By-pass diodes	3
Cable (2x)	1 m / 4 mm <sup>2</sup>
Connectors	MC4 compatible
Glass	Tempered / 3.2 mm

<sup>1</sup>measured by Fraunhofer ISE

### TECHNICAL DRAWINGS (dimensions in mm)



#### NOTES:

- This technical datasheet complies with requirements of standard EN 503801
- GALA Tech reserves the right to make changes to product specifications
- Technical drawings are exclusive property of GALA Tech according to the regulations in force